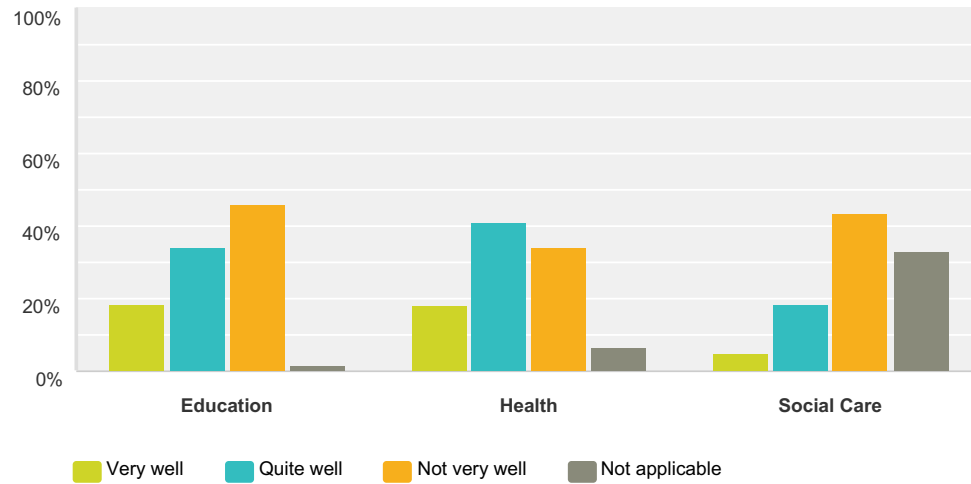


Q7 Please tell us how well you think your child/young person's needs have been identified by -

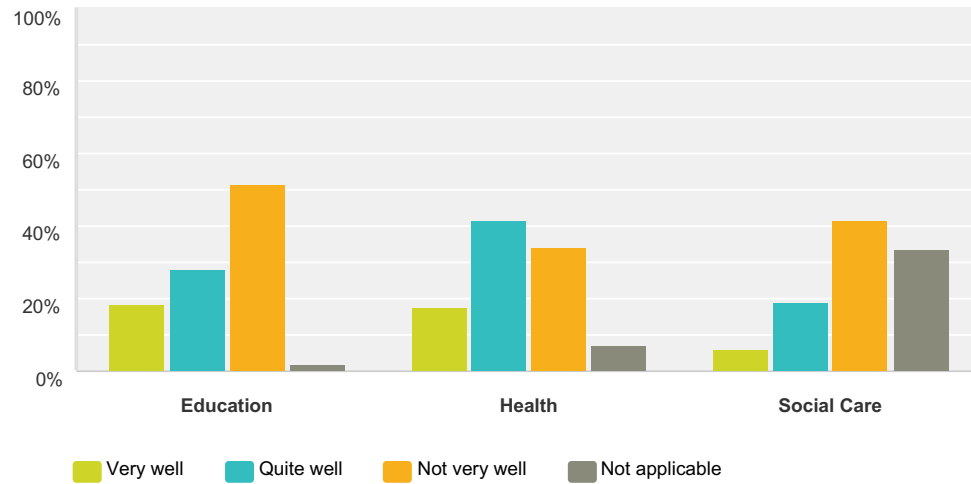
Answered: 604 Skipped: 2



	Very well	Quite well	Not very well	Not applicable	Total	Weighted Average
Education	18.41% 111	34.16% 206	45.94% 277	1.49% 9	603	2.78
Health	18.03% 108	41.07% 246	34.22% 205	6.68% 40	599	2.70
Social Care	5.00% 30	18.50% 111	43.67% 262	32.83% 197	600	3.81

Q8 Please tell us how well your views were taken into account when your child/young person's needs were identified by :-

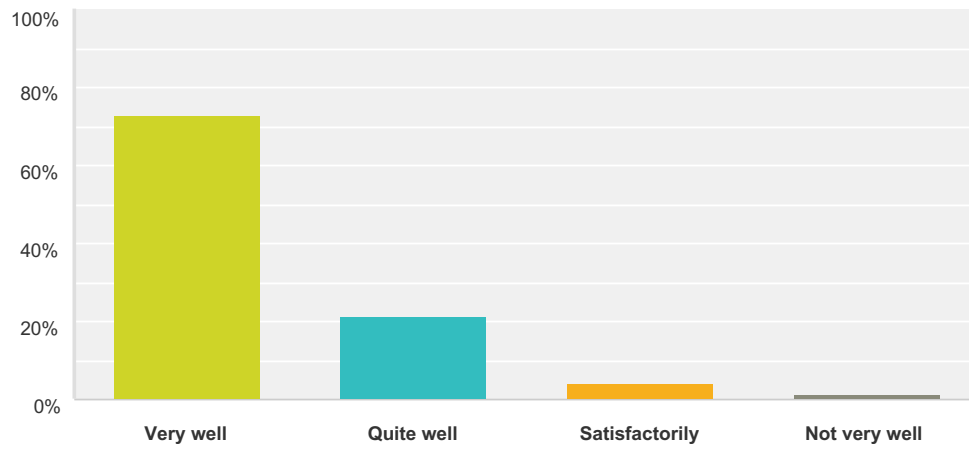
Answered: 605 Skipped: 1



	Very well	Quite well	Not very well	Not applicable	Total	Weighted Average
Education	18.51% 112	28.10% 170	51.40% 311	1.98% 12	605	2.90
Health	17.67% 106	41.33% 248	33.83% 203	7.17% 43	600	2.71
Social Care	5.88% 35	18.99% 113	41.51% 247	33.61% 200	595	3.78

Q9 How well do YOU understand your child/young person's needs?

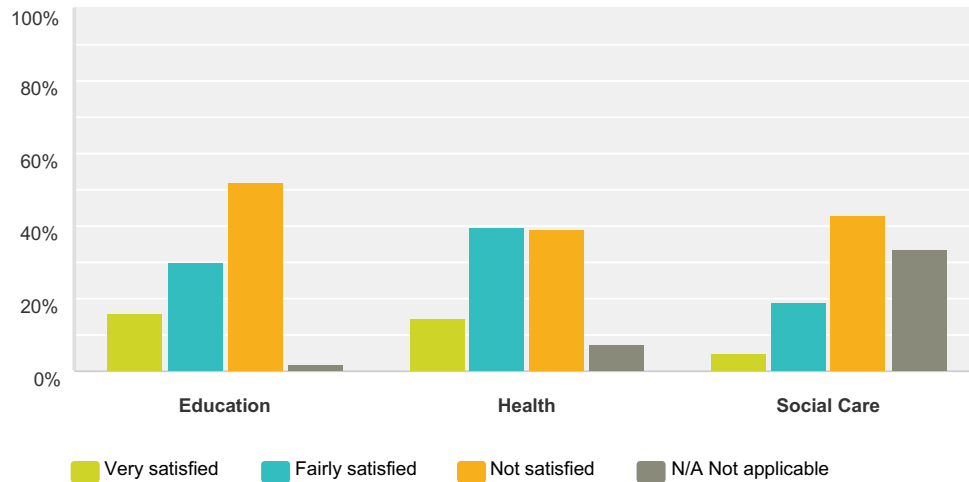
Answered: 604 Skipped: 2



Answer Choices	Responses	
Very well	72.85%	440
Quite well	21.36%	129
Satisfactorily	4.30%	26
Not very well	1.49%	9
Total		604

Q10 How satisfied are you with the ongoing monitoring and assessment of your child/young person's needs?

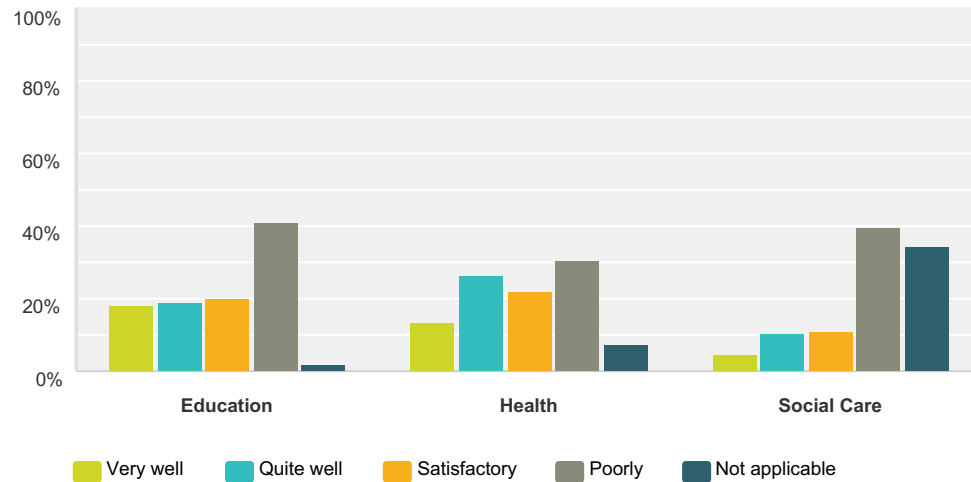
Answered: 605 Skipped: 1



	Very satisfied	Fairly satisfied	Not satisfied	N/A Not applicable	Total	Weighted Average
Education	15.87% 96	30.08% 182	52.07% 315	1.98% 12	605	2.40
Health	14.55% 87	39.30% 235	38.80% 232	7.36% 44	598	2.39
Social Care	4.75% 28	19.02% 112	42.95% 253	33.28% 196	589	3.05

Q11 How well do you think your child/young person's needs are met by the following service areas

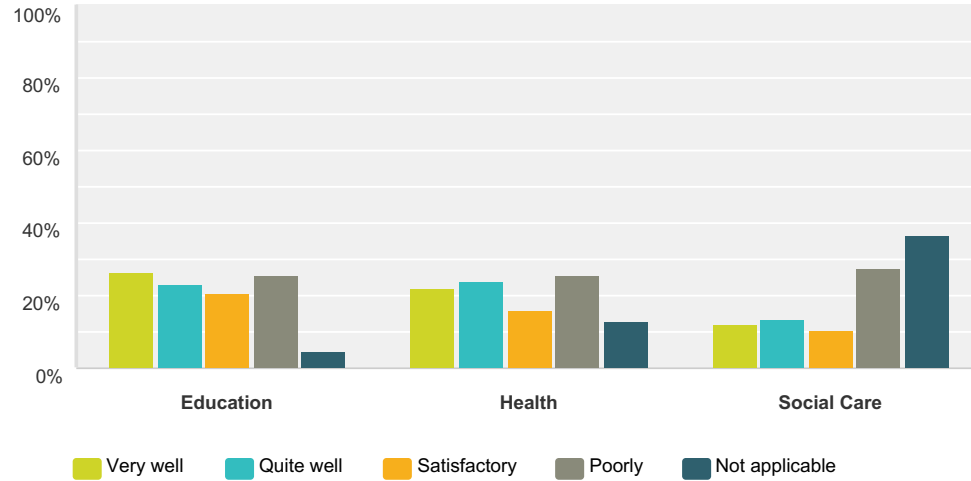
Answered: 605 Skipped: 1



	Very well	Quite well	Satisfactory	Poorly	Not applicable	Total	Weighted Average
Education	17.85% 108	19.01% 115	20.00% 121	41.16% 249	1.98% 12	605	2.90
Health	13.33% 80	26.50% 159	22.00% 132	30.50% 183	7.67% 46	600	2.93
Social Care	4.57% 27	10.49% 62	10.83% 64	39.42% 233	34.69% 205	591	3.89

Q12 As a parent/carer how involved are you in setting targets/outcomes for your child/young person?

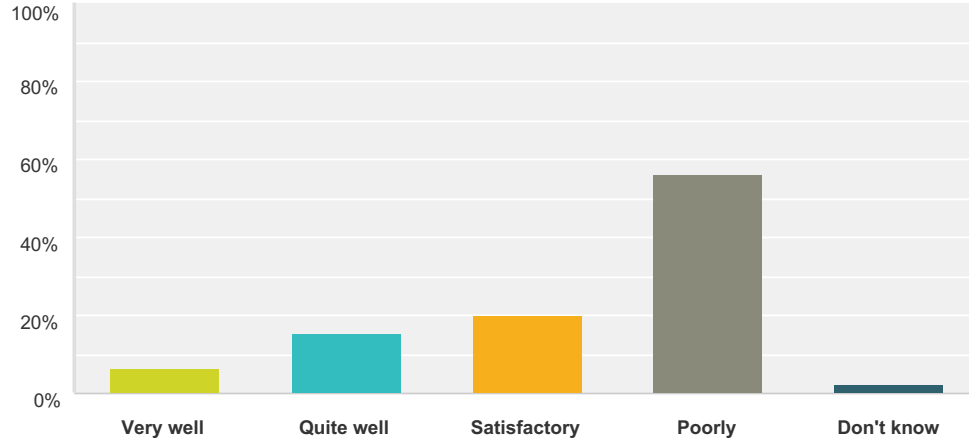
Answered: 603 Skipped: 3



	Very well	Quite well	Satisfactory	Poorly	Not applicable	Total	Weighted Average
Education	26.74% 161	22.92% 138	20.43% 123	25.58% 154	4.32% 26	602	2.58
Health	21.78% 130	23.95% 143	16.08% 96	25.29% 151	12.90% 77	597	2.84
Social Care	11.82% 69	13.36% 78	10.45% 61	27.74% 162	36.64% 214	584	3.64

Q13 How well do services and professionals work together to support your child/young person?

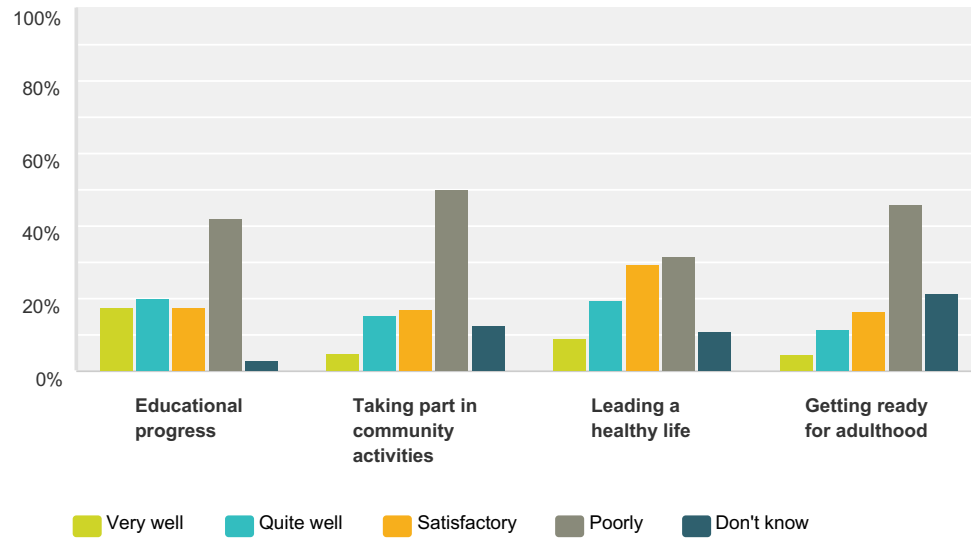
Answered: 605 Skipped: 1



Answer Choices	Responses	
Very well	6.28%	38
Quite well	15.21%	92
Satisfactory	20.17%	122
Poorly	56.20%	340
Don't know	2.15%	13
Total		605

Q14 Overall how well do the services your child/young person uses help them to do the best they can in -

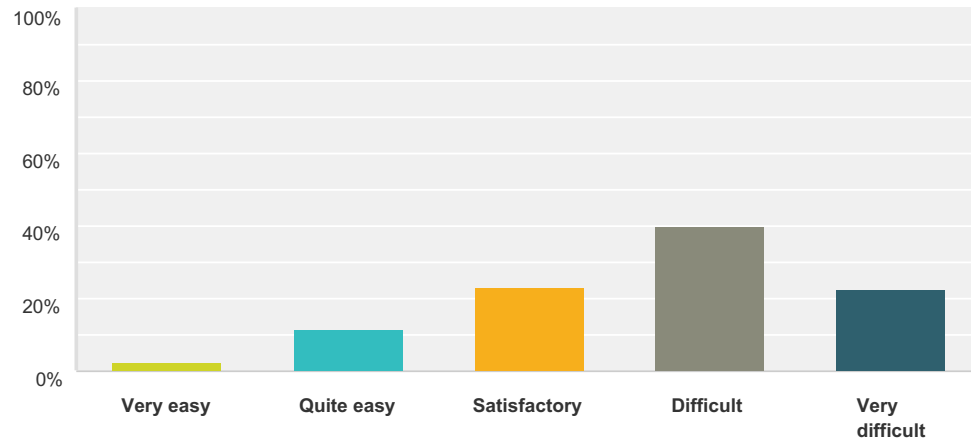
Answered: 604 Skipped: 2



	Very well	Quite well	Satisfactory	Poorly	Don't know	Total	Weighted Average
Educational progress	17.72% 107	20.03% 121	17.38% 105	41.89% 253	2.98% 18	604	2.92
Taking part in community activities	5.16% 31	15.64% 94	16.81% 101	50.08% 301	12.31% 74	601	3.49
Leading a healthy life	8.86% 53	19.40% 116	29.60% 177	31.27% 187	10.87% 65	598	3.16
Getting ready for adulthood	4.35% 26	11.37% 68	16.72% 100	45.82% 274	21.74% 130	598	3.69

Q15 How easy do you find it to get information about what services are available and what they do?

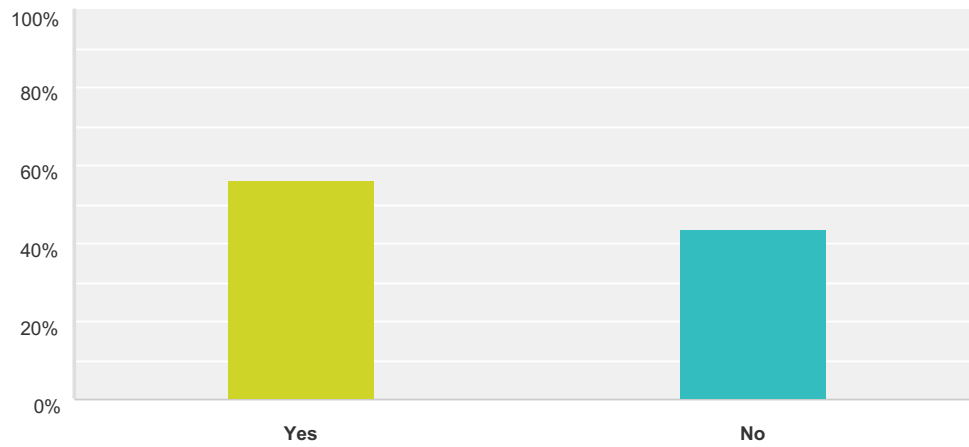
Answered: 604 Skipped: 2



Answer Choices	Responses	
Very easy	2.65%	16
Quite easy	11.59%	70
Satisfactory	22.85%	138
Difficult	40.23%	243
Very difficult	22.68%	137
Total		604

Q16 Have you heard of the 0-25 SEND Local Offer?

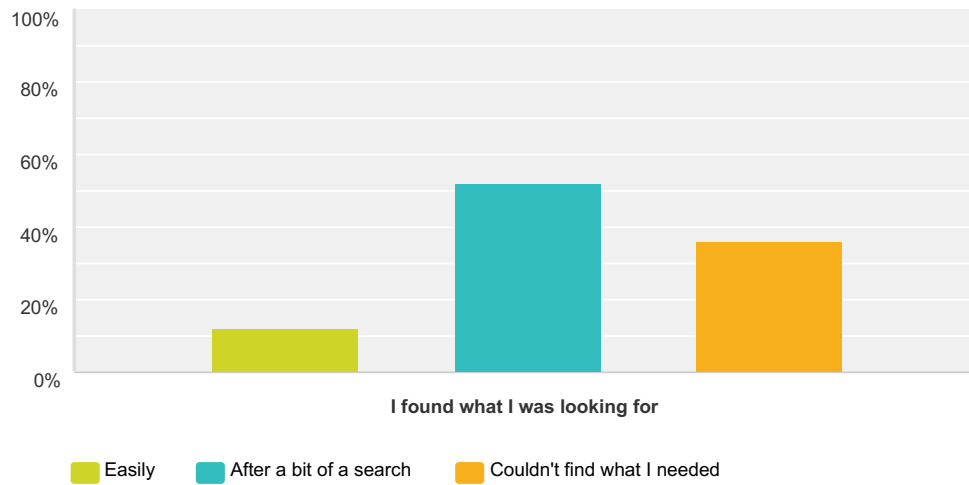
Answered: 604 Skipped: 2



Answer Choices	Responses	
Yes	56.46%	341
No	43.54%	263
Total		604

Q17 If you HAVE used the 0-25 SEND Local Offer how would you rate the following?

Answered: 283 Skipped: 323



	Easily	After a bit of a search	Couldn't find what I needed	Total	Weighted Average
I found what I was looking for	12.01% 34	51.94% 147	36.04% 102	283	2.24